



KGS-1064-HP



Industrial Managed 10-Port L2 Gigabit Ethernet PoE+ Switches with 2 dual-speed SFP Slots

Product Highlights:

- Web, telnet, SNMP managed
- IPv6 support
- SFP dual speed support
- 8 PoE+ PSE ports
- RSTP, STP, MSTP support
- Multi redundant ring support
- IGMP & MLD snooping
- PoE PSE redundancy
- OPA function
- ALS function
- Typical industrial power DC12V-30V


Key Features:

- Eight 10/100/1000Mbps RJ-45 and two dual-speed SFP slots
- All copper ports support auto-negotiation and auto-MDI/MDI-X detection
- All copper ports are equipped with 802.3at-compliant PoE PSE
- Two SFP slots support dual speed for 100BASE-FX and 1000BASE-X SFP transceivers
- Full wire speed forwarding
- Supports 802.3x flow control for full-duplex and backpressure for half-duplex
- Supports SFP with Digital Diagnostic Monitoring (DDM)
- Provides PoE PSE redundancy function
- Provides fiber optical power alarm function
- Provides Automatic Laser Shutdown function
- Powered via typical industrial power voltage DC 12V-30V

Management Features:

- Management:
 - HTTP/HTTPS/SSHv2/CLI telnet/CLI console/SNMP v1/v2c/v3/RMON
 - DHCP/DHCPv6 client, DNS client, NTPv4
 - IPv6 support, System Syslog, Configuration down/upload, Software upload
 - KTI's private MIB for DDM monitoring, Remote boot, TFTP firmware update via SNMP
- Security:
 - NAS, 802.1X, MAC-based/Web/CLI authentication
 - IP MAC binding, TACACS+, IP source guard
- Layer 2:
 - QoS, 802.1Q/MAC-based/Protocol-based/Private/IP subnet VLAN, Port Isolation
 - Storm control for UC/MC/BC packets
 - Static MAC configuration
 - IGMP v2/v3 snooping, MLD v1/v2 snooping, DHCP snooping
 - Multiple Spanning Tree – MSTP, RSTP, STP
- KTI's Auto Multi-Ring (KAMR) Technology:
 - Fast failover response time
 - Auto recovery when failure is repaired
 - Supports up to Five redundant rings
 - Works with RSTP network
 - Supports ring member status monitoring for up to 100 units

KGS-1064-HP Ports





EMI EMS Safety Environmental Tests:

Test	Standard	Specifications
FCC/EMI	FCC Rule Part 15	Class A
CE/EMC/EMI	EN 61000-6-4	Class A
CE/EMC/EMS	EN 61000-6-2	
ESD Test	IEC 61000-4-2	Contact: +/-6KV
RS Test	IEC 61000-4-3	Strength: 20V/m
EFT/BURST	IEC 61000-4-4	DC IN: +/-2KV Signal: +/-2KV
Surge Immunity	IEC 61000-4-5	DC IN: +/-1KV Signal: +/-2KV
CS Test	IEC 61000-4-6	Level 3
Magnetic Field Imm.	IEC 61000-4-8	50/60Hz 300A/m
Safety	EN 60950-1	
Dielectric Voltage	IEEE 802.3	TP, 1500VAC/60sec.
Insulation Resistance	IEEE 802.3	TP, 500VDC/10Mohm
Cold Test	IEC 60068-2-1 Ad	-30°C, 72hrs
Dry Heat Test	IEC 60068-2-2 Bd	+65°C, 30%RH, 72hrs
Damp Heat Test	IEC 60068-2-3 Ca	+65°C, 95%RH, 72hrs
Storage Test	IEC 60068-2-48	-40°C, 96hrs +85°C, 95%RH, 96hrs
Vibration Test	IEC 60068-2-64 Fh	10-200Hz, 0.1g ² /Hz 200-500Hz, 0.03g ² /Hz
Shock test	IEC 60068-2-27 Ea	50G

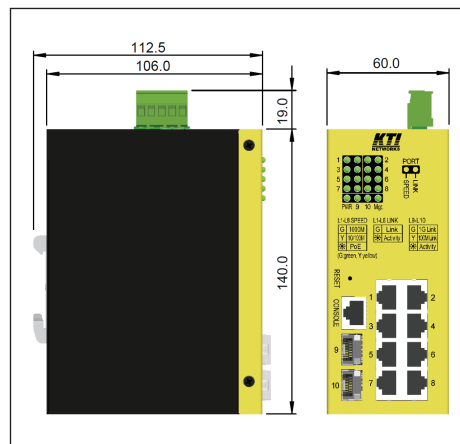
Specifications:

Standard	IEEE 802.3, 802.3ab, 802.3z, 802.3x, 802.3at, 802.1x, 802.1w, 802.1D, 802.1Q
Network Ports	8 10/100/1000Mbps Gigabit copper ports 2 1G/100Mbps SFP slots
Copper Port	Shielded RJ-45, 10/100/1000Mbps, auto-negotiation, auto-MDI/MDI-X support
Mini-GBIC SFP	SFP connector Interface: 1000BASE-X and 100BASE-FX support
Console	Connector: Shielded RJ-45 Interface: RS-232 with Galvanic isolation
Network Cables	10/100/1000Mbps copper: Cat.5 up to 100m 1000Base-X: 62.5/125µm, 50/125µm MM fiber, 9/125µm SM fiber
Power over Ethernet	IEEE 802.3at compliant (High power PoE) PSE PoE port output voltage 52V (±3%) 30W max. at port output for a Cat.5 distance of 100 meters 90W max. shared by all ports
MAC Addresses	Table with 8K entries
Buffer Memory	4Mbits
LED Indication	Per unit: Power, Management status Per port: Speed, link/activity/PoE status Per SFP: Speed/link/activity status
Relay Output	Alarm: power failure, specific port link fault Interface: 2 terminal contacts (30VDC/1A max. or 120VAC/0.5A max.)
DC Power Input	Terminal block: +/- contacts Operating voltage range: +12 ~ +30VDC
Power Consumption	14W max.@24V (Full load with no PoE support) 113W max.@24V (with PoE function)
Housing	Enclosed metal with no fan
Dimension	60 x 106 x 140 mm (WxDxH)
Mounting Support	DIN-Rail, Panel Mounting (Optional)
Environment	Operating Temperature: -30°C ~ 60°C Storage Temperature: -40°C ~ 85°C Relative Humidity: 5% ~ 95% non-condensing
Approval	FCC Class A, VCCI Class A, CE mark Class A, EN60950-1 safety EN55022 emission, EN61000-3-2, EN61000-3-3, EN61000-6-2 Immunity for industrial environment, EN 50121-4 Railway environment IEC 60068-2-64 Vibration, IEC 60068-2-27 Shock 50G test

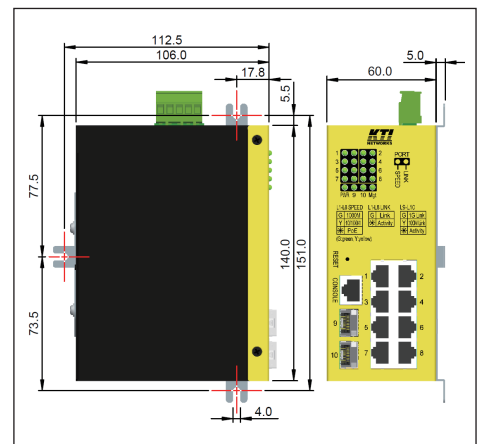


Katron Technologies Inc.
15F-7, No. 79, Sec. 1, Hsin Tai Wu Rd.,
Hsi-chih District, New Taipei City, Taiwan
Tel: 886-2-2698-3878
Fax: 886-2-2698-3873
E-mail: kti@ktinet.com.tw
URL: <http://www.ktinet.com.tw>

Trademarks: All brand names are trademarks or registered trademarks of their respective holders.
This information is subject to change without prior notice.



DIN-Rail Dimension



Panel Dimension